

## Plates and Plastics

To set up a new merchant to process paper tickets, you need to order the merchant both a plate and a plastic. This section defines each term, describes the function of both, and identifies the various plate and plastic formats.

### Merchant Plates

A plate is a metal card that contains embossed merchant information such as name, account number, and demand deposit account number. Merchants who process paper tickets rather than electronic tape transactions require a plate. The plate sits on an imprinter and imprints the merchant's data onto cardholder sales drafts and credit slips. Each plate contains a maximum of six data lines that you request when ordering. The quantity and type of plate you order corresponds to the number and brand of imprinters the merchant is currently using.

#### Plate Types

The FDR<sup>®</sup> System contains 10 types of merchant plates made of various metals and data formats. A 2-digit code from 02 through 11 identifies each plate type.

Plate drawings are approximate. Use listed sizes as your guide.

The Merchant Plate Guide on the following pages shows the various plate options regarding size, type of metal, number of data lines, and maximum line lengths. The guide also identifies the brand names and factory order numbers and identifies whether the plates have slots or holes for fitting onto the imprinter. Use this guide to order a plate compatible for your merchant's imprinter.

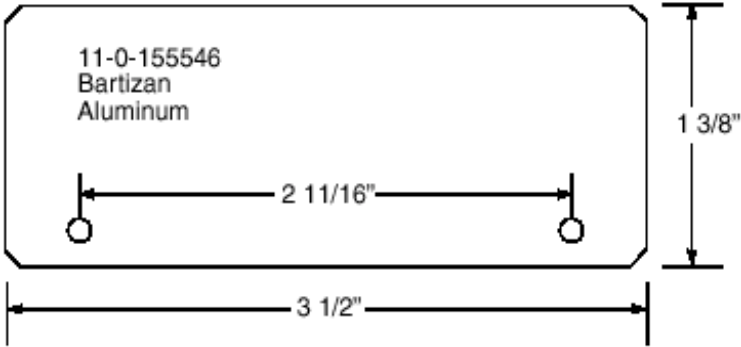
Plate Code	Merchant Plate Guide	Lines: Number/Length
02		5 Lines 27 Characters

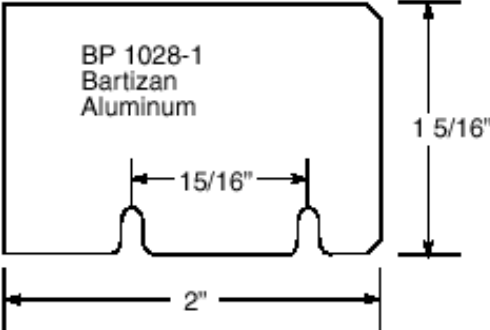
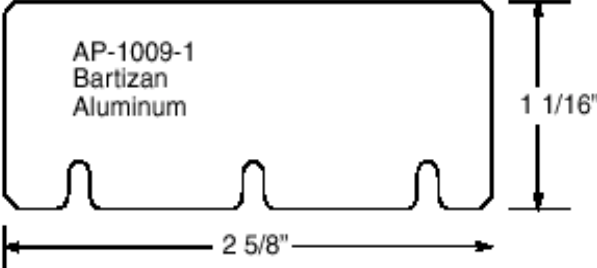
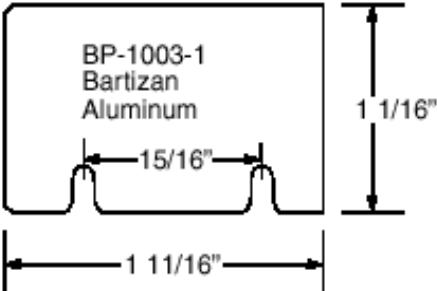
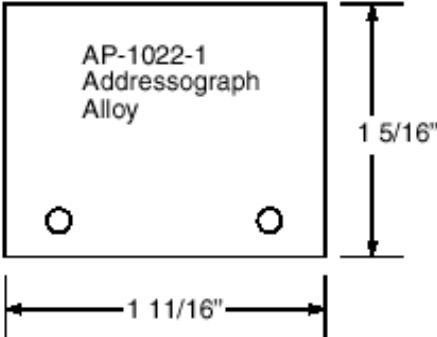
Plate Code	Merchant Plate Guide	Lines: Number/Length
03	 <p>BP 1028-1 Bartizan Aluminum</p> <p>1 5/16"</p> <p>15/16"</p> <p>2"</p>	5 Lines 17 Characters
04	 <p>AP-1009-1 Bartizan Aluminum</p> <p>1 1/16"</p> <p>2 5/8"</p>	4 Lines 23 Characters
05	 <p>BP-1003-1 Bartizan Aluminum</p> <p>1 1/16"</p> <p>15/16"</p> <p>1 11/16"</p>	4 Lines 16 Characters
06	 <p>AP-1022-1 Addressograph Alloy</p> <p>1 5/16"</p> <p>1 11/16"</p>	5 Lines 15 Characters

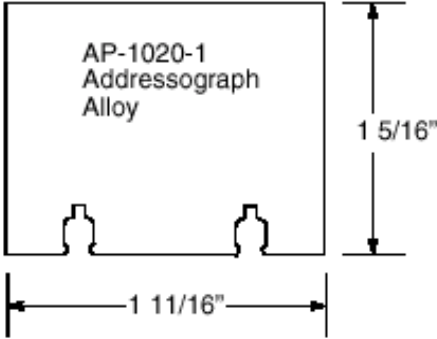
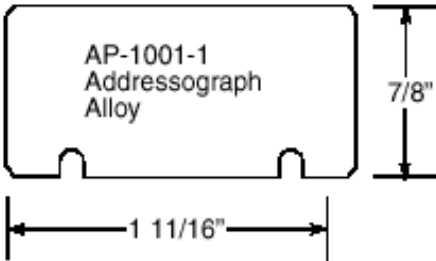
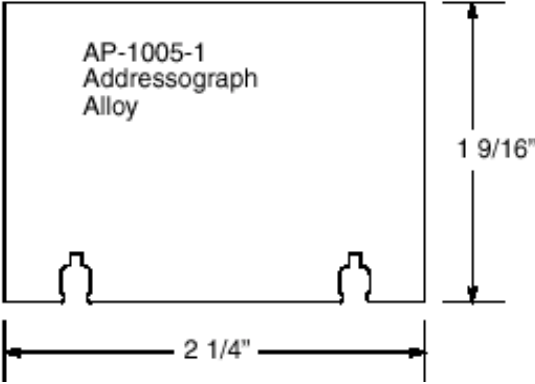
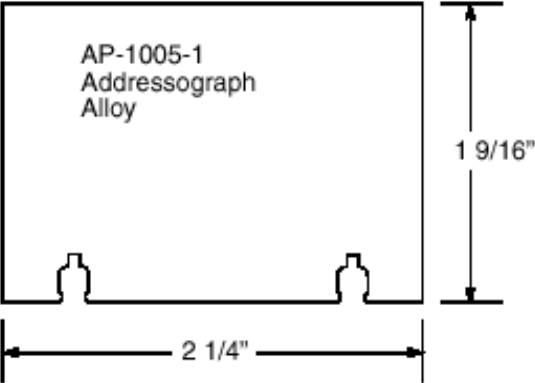
Plate Code	Merchant Plate Guide	Lines: Number/Length
07		5 Lines 15 Characters
08		3 Lines 15 Characters
09		5 Lines 18 Characters
10		5 Lines 20 Characters



Plate Code	Merchant Plate Guide	Lines: Number/Length
11	<p>BP-1028-1 Bartizan Aluminum</p> <p>1 5/16"</p> <p>2"</p>	6 Lines 18 Characters

## Merchant Plastics

A merchant plastic refers to an embossed plastic card that identifies a specific merchant. An issuing merchant receives this plastic card when preparing tickets for deposit. The merchant plastic is the same size and shape as a cardholder plastic, except that the merchant plastic is white.


The System allows the use of the following characters.

A-Z (UPPERCASE)	0-9	- (dash)
, (comma)	. (period)	& (ampersand)
/ (slash)	' (apostrophe)	( ) (parentheses)

All other characters, including lowercase alpha characters, are reserved for embossing processing.

At the end of each business day, the merchant collects the paper tickets into a batch and prepares the tickets for deposit. This procedure requires imprinting the merchant identification from the plastic card onto the batch header form.

The merchant data embossed on the plastic comes from the merchant account record. The System automatically produces merchant plastics every time you enter a new merchant account.



Number	Description
1	Merchant account number
2	Merchant name
3	Demand deposit account (DDA) number
4	City of merchant address
5	State abbreviation of merchant address
6	System number